
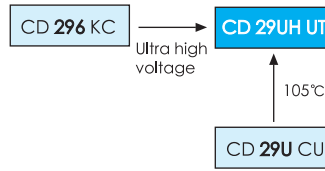


3000h at 105°C

- Ultra High Voltage
- Long Life at High Temperature
- High Ripple Current
- Suit for high frequency regenerative voltage for AC servomotor, general inverter.



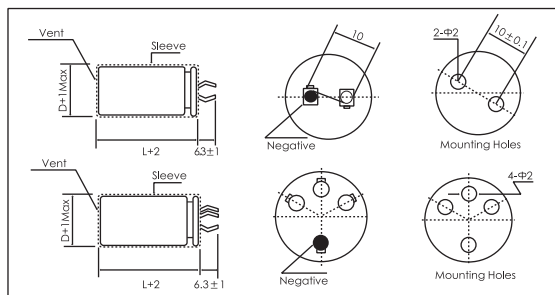
SNAP-IN/LUG

Items	Characteristics	
Operating Temperature Range (°C)	-25 ~ +105	
Voltage Range (V)	575、600	
Capacitance Range (µF)	56 ~ 390	
Capacitance Tolerance (20°C, 120Hz)	± 20%	
Leakage Current (µA)	After 5 minutes at 20°C application of rated voltage, leakage current is not more than 0.01CV or 1.5mA, whichever is smaller. C: Nominal Capacitance (µF) V: Rated Voltage (V)	
Dissipation Factor (20°C, 120Hz)	Rated Voltage (V)	575 600
	Tan δ (max)	0.20
Stability at Low Temperature (Impedance Ratio at 120Hz)	Rated Voltage (V)	575 600
	Z _{-25°C} / Z _{+20°C}	8

	Useful Life		Load Life	Endurance Test	Shelf Life
Lifetime	6000h	>200000h	3000h	3000h	500h
Leakage Current	Not more than specified value		Not more than specified value	Not more than specified value	Not more than specified value
Capacitance Change	Within ± 30% of initial value		Within ± 20% of initial value	Within ± 20% of initial value	Within ± 20% of initial value
Dissipation Factor	Not more than 300% of specified value		Not more than 200% of specified value	Not more than 130% of specified value	Not more than 200% of specified value
Condition: Applied Voltage Applied Current Applied Temperature	U _R I _R 105°C	U _R 1.4 x I _R 40°C	U _R I _R 105°C	U _R I _R = 0 105°C	U _R = 0 I _R = 0 105°C After test: U _R to be applied for 30min >24h before measurement

Dimensions

mm



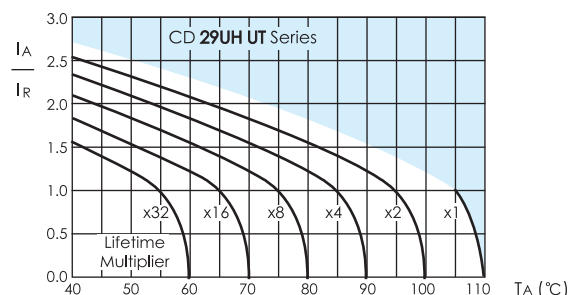
Frequency Coefficient

Frequency(Hz)	50	120	300	1K	10K	≥50K
Factor	0.75	1.00	1.16	1.30	1.41	1.45

Temperature Coefficient

Temperature(°C)	+40	+55	+70	+85	+105
Factor	2.7	2.5	2.1	1.7	1.0

Lifetime Diagram



I_A = actual ripple current at 120Hz, I_R = rated ripple current at 120Hz, 105°C
Multiplier of Useful Life as a function of ambient temperature and ripple current load

CD 29UH UT SERIES



Ratings for CD 29UH UT Series

U _r (Surge Voltage) Code	Rated Capacitance	Max ESR 20°C, 120Hz	Typ ESR 20°C, 120Hz	Rated Ripple Current 105°C, 120Hz	Size ΦD x L	P/N	
(V)	(μF)	(mΩ)	(mΩ)	(Arms)	(mm)	-	
575 (625) 2Z	68	3903	1659	0.52	30 × 25	ECS2ZUT680M□□300025	
	82	3236	1376	0.58	30 × 30	ECS2ZUT820M□□300030	
	100	2654	1128	0.63	30 × 35	ECS2ZUT101M□□300035	
	120	2212	940	0.70	30 × 40	ECS2ZUT121M□□300040	
	150	1769	752	0.81	30 × 45	ECS2ZUT151M□□300045	
	180	1474	627	0.89	30 × 50	ECS2ZUT181M□□300050	
	220	1206	513	1.01	30 × 60	ECS2ZUT221M□□300060	
	270	983	418	1.12	30 × 70	ECS2ZUT271M□□300070	
		983	418	1.12	35 × 55	ECS2ZUT271M□□350055	
	330	804	342	1.21	30 × 85	ECS2ZUT331M□□300085	
		804	342	1.21	35 × 60	ECS2ZUT331M□□350060	
		804	342	1.21	40 × 50	ECS2ZUT331M□□400050	
	390	680	289	1.30	40 × 60	ECS2ZUT391M□□400060	
		680	289	1.30	35 × 65	ECS2ZUT391M□□350065	
	600 (650) 2S	56	4739	2014	0.50	30 × 25	ECS2SUT560M□□300025
		68	3903	1659	0.56	30 × 30	ECS2SUT680M□□300030
82		3236	1376	0.61	30 × 35	ECS2SUT820M□□300035	
		3236	1376	0.61	35 × 25	ECS2SUT820M□□350025	
100		2654	1128	0.67	30 × 40	ECS2SUT101M□□300040	
		2654	1128	0.67	35 × 30	ECS2SUT101M□□350030	
120		2212	940	0.74	30 × 45	ECS2SUT121M□□300045	
		2212	940	0.74	35 × 35	ECS2SUT121M□□350035	
150		1769	752	0.83	30 × 50	ECS2SUT151M□□300050	
		1769	752	0.83	35 × 40	ECS2SUT151M□□350040	
180		1474	627	0.91	30 × 55	ECS2SUT181M□□300055	
		1474	627	0.91	35 × 45	ECS2SUT181M□□350045	
220		1206	513	1.05	30 × 60	ECS2SUT221M□□300060	
		1206	513	1.05	35 × 50	ECS2SUT221M□□350050	
270		983	418	1.17	35 × 55	ECS2SUT271M□□350055	
330		804	342	1.27	35 × 65	ECS2SUT331M□□350065	

Customer products are available on request.