
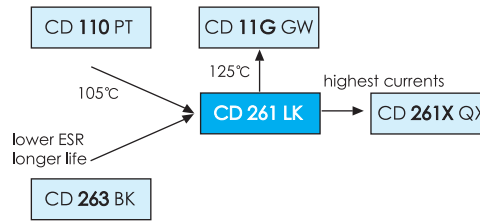


CD 261 LK SERIES



10000 - 12000h at 105°C

- High Reliability at High Voltage
- Power Supplies
- Electronic Lighting Ballast, LED Lighting
- General Industry

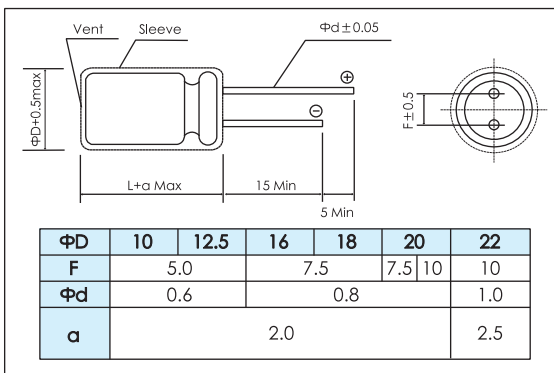


Items	Characteristics						
Operating Temperature Range (°C)	-40 ~ +105						
Voltage Range (V)	160 ~ 450						
Capacitance Range (µF)	6.8 ~ 220						
Capacitance Tolerance (20°C, 120Hz)	± 20%						
Leakage Current (µA)	After 1 minute at 20°C application of rated voltage, leakage current is not more than 0.04CV + 100. C: Nominal Capacitance (µF) V: Rated Voltage (V)						
Dissipation Factor (20°C, 120Hz)	Rated Voltage (V)	160	200	250	350	400	450
	Tan δ (max)	0.15			0.20		
Stability at Low Temperature (Impedance Ratio at 120Hz)	Rated Voltage (V)	160	200	250	350	400	450
	Z _{-25°C} / Z _{+20°C}	3		4	6		
	Z _{-40°C} / Z _{+20°C}	6			8		

	Useful Life		Load Life	Endurance Test	Shelf Life
Lifetime	Φ = 10 : 12000h Φ ≥ 12.5 : 14000h	≥ 100000h	Φ = 10 : 10000h Φ ≥ 12.5 : 12000h	Φ = 10 : 10000h Φ ≥ 12.5 : 12000h	1000h
Leakage Current	Not more than specified value		Not more than specified value	Not more than specified value	Not more than specified value
Capacitance Change	Within ± 50% of initial value		Within ± 30% of initial value	Within ± 20% of initial value	Within ± 20% of initial value
Dissipation Factor	Not more than 500% of specified value		Not more than 300% of specified value	Not more than 200% of specified value	Not more than 200% of specified value
Condition: Applied Voltage Applied Current Applied Temperature	U _r I _r 105°C	U _r 1.4 x I _r 60°C	U _r I _r 105°C	U _r I _r = 0 105°C	After test: U _r to be applied for 30min >24h before measurement

Dimensions

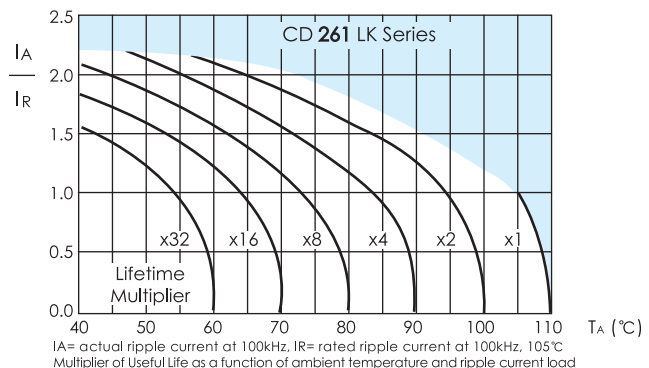
mm



Frequency Coefficient

Frequency		120Hz	1kHz	10kHz	50kHz	100kHz
Coefficient	6.8~82uF	0.40	0.60	0.84	1.00	1.00
	100~220uF	0.44	0.67	0.89	1.00	1.00

Lifetime Diagram



Temperature Coefficient

Ambient Temperature(°C)	+65	+85	+105
Coefficient	2.1	1.7	1.0

MINIATURE

Ratings for CD 261 LK Series

U _R (Surge Voltage) Code	Rated Capa- citan- ce	Max ESR 20°C, 120Hz	Typ ESR 20°C, 120Hz	Rated Ripple Current 105°C, 100kHz	Size ΦD x L	P/N
(V)	(μF)	(Ω)	(Ω)	(mA _{rms})	(mm)	-
160 (200) 2C	10	19.9	7.3	250	10×16	ECR2CLK100M□□100016
	22	9.0	3.3	500	10×20	ECR2CLK220M□□100020
	33	6.0	2.2	500	10×20	ECR2CLK330M□□100020
	47	4.2	1.6	660	12.5×20	ECR2CLK470M□□125020
		4.2	1.6	660	10×30	ECR2CLK470M□□100030
	68	2.9	1.1	760	12.5×25	ECR2CLK680M□□125025
		2.9	1.1	760	10×35	ECR2CLK680M□□100035
		2.9	1.1	760	16×20	ECR2CLK680M□□160020
	100	2.0	0.7	1120	16×25.5	ECR2CLK101M□□160025
		2.0	0.7	1120	18×20.5	ECR2CLK101M□□180020
		2.0	0.7	1080	10×40	ECR2CLK101M□□100040
		2.0	0.7	1080	12.5×30	ECR2CLK101M□□125030
	150	1.3	0.5	1360	16×31.5	ECR2CLK151M□□160031
		1.3	0.5	1360	18×25.5	ECR2CLK151M□□180025
		1.3	0.5	1360	12.5×40	ECR2CLK151M□□125040
	220	0.9	0.3	1400	16×31.5	ECR2CLK221M□□160031
		0.9	0.3	1400	18×25.5	ECR2CLK221M□□180025
		0.9	0.3	1400	12.5×50	ECR2CLK221M□□125050
0.9		0.3	1400	12.5×50	ECR2CLK221M□□125050	
200 (250) 2D	10	19.9	7.3	250	10×16	ECR2DLK100M□□100016
	22	9.0	3.3	500	10×20	ECR2DLK220M□□100020
	33	6.0	2.2	600	10×20	ECR2DLK330M□□100020
	47	4.2	1.6	660	12.5×20	ECR2DLK470M□□125020
		4.2	1.6	660	10×30	ECR2DLK470M□□100030
	68	2.9	1.1	760	12.5×25	ECR2DLK680M□□125025
		2.9	1.1	760	16×20	ECR2DLK680M□□160020
		2.9	1.1	760	10×40	ECR2DLK680M□□100040
	100	2.0	0.7	1120	16×25.5	ECR2DLK101M□□160025
		2.0	0.7	1120	18×20.5	ECR2DLK101M□□180020
		2.0	0.7	1120	10×45	ECR2DLK101M□□100045
		2.0	0.7	1120	12.5×36	ECR2DLK101M□□125036
	150	1.3	0.5	1360	16×31.5	ECR2DLK151M□□160031
		1.3	0.5	1360	18×25.5	ECR2DLK151M□□180025
		1.3	0.5	1360	12.5×45	ECR2DLK151M□□125045
	220	0.9	0.3	1700	18×31.5	ECR2DLK221M□□180031
		0.9	0.3	1700	16×40	ECR2DLK221M□□160040
	250 (300) 2E	10	19.9	7.3	280	10×20
22		9.0	3.3	600	12.5×20	ECR2ELK220M□□125020
33		6.0	2.2	600	12.5×20	ECR2ELK330M□□125020
47		4.2	1.6	720	12.5×25	ECR2ELK470M□□125025
		4.2	1.6	720	16×20	ECR2ELK470M□□160020
68		4.2	1.6	720	10×35	ECR2ELK470M□□100035
		2.9	1.1	920	16×25.5	ECR2ELK680M□□160025
		2.9	1.1	920	18×20.5	ECR2ELK680M□□180020
		2.9	1.1	920	12.5×36	ECR2ELK680M□□125036
100		2.9	1.1	920	10×45	ECR2ELK680M□□100045
		2.0	0.7	1200	16×31.5	ECR2ELK101M□□160031
		2.0	0.7	1200	18×25.5	ECR2ELK101M□□180025
		2.0	0.7	1200	12.5×45	ECR2ELK101M□□125045
150		2.0	0.7	1200	16×40	ECR2ELK101M□□160040
		1.3	0.5	1500	18×31.5	ECR2ELK151M□□180031

U _R (Surge Voltage) Code	Rated Capa- citan- ce	Max ESR 20°C, 120Hz	Typ ESR 20°C, 120Hz	Rated Ripple Current 105°C, 100kHz	Size ΦD x L	P/N	
(V)	(μF)	(Ω)	(Ω)	(mA _{rms})	(mm)	-	
350 (400) 2V	6.8	39.0	10.7	220	10×16	ECR2VLK6R8M□□100016	
	10	26.5	7.3	280	10×20	ECR2VLK100M□□100020	
	22	12.1	3.3	350	12.5×20	ECR2VLK220M□□125020	
	33	8.0	2.2	500	16×20	ECR2VLK330M□□160020	
		8.0	2.2	500	10×35	ECR2VLK330M□□100035	
		8.0	2.2	500	12.5×25	ECR2VLK330M□□125025	
	47	5.6	1.6	660	16×25.5	ECR2VLK470M□□160025	
		5.6	1.6	660	18×20.5	ECR2VLK470M□□180020	
		5.6	1.6	660	10×45	ECR2VLK470M□□100045	
		5.6	1.6	660	12.5×36	ECR2VLK470M□□125036	
	68	3.9	1.1	850	16×31.5	ECR2VLK680M□□160031	
		3.9	1.1	850	18×25.5	ECR2VLK680M□□180025	
		3.9	1.1	850	12.5×45	ECR2VLK680M□□125045	
	400 (450) 2G	6.8	39.0	10.7	220	10×16	ECR2GLK6R8M□□100016
		10	26.5	7.3	280	10×20	ECR2GLK100M□□100020
		22	12.1	3.3	430	12.5×25	ECR2GLK220M□□125025
			12.1	3.3	430	16×20	ECR2GLK220M□□160020
			12.1	3.3	430	10×35	ECR2GLK220M□□100035
12.1			3.3	430	10×35	ECR2GLK220M□□100035	
33		8.0	2.2	640	16×25.5	ECR2GLK330M□□160025	
		8.0	2.2	640	18×20.5	ECR2GLK330M□□180020	
		8.0	2.2	640	10×45	ECR2GLK330M□□100045	
		8.0	2.2	640	12.5×36	ECR2GLK330M□□125036	
47		5.6	1.6	840	16×31.5	ECR2GLK470M□□160031	
		5.6	1.6	840	12.5×40	ECR2GLK470M□□125040	
68		3.9	1.1	1000	18×25.5	ECR2GLK680M□□180025	
		3.9	1.1	1000	12.5×50	ECR2GLK680M□□125050	
82		3.2	0.9	1100	18×31.5	ECR2GLK820M□□180031	
		3.2	0.9	1100	12.5×61	ECR2GLK820M□□125061	
100		2.7	0.7	1280	18×36	ECR2GLK101M□□180036	
120		2.2	0.6	1480	18×40	ECR2GLK121M□□180040	
150	1.8	0.5	1770	20×41	ECR2GLK151M□□200041		
450 (500) 2W	6.8	39.0	12.9	150	10×20	ECR2WLK6R8M□□100020	
	10	26.5	8.8	320	12.5×20	ECR2WLK100M□□125020	
		26.5	8.8	320	10×30	ECR2WLK100M□□100030	
	22	12.1	4.0	430	12.5×25	ECR2WLK220M□□125025	
		12.1	4.0	560	16×25.5	ECR2WLK220M□□160025	
		12.1	4.0	560	10×40	ECR2WLK220M□□100040	
	33	8.0	2.7	700	16×25.5	ECR2WLK330M□□160025	
		8.0	2.7	700	10×50	ECR2WLK330M□□100050	
	47	5.6	1.9	880	16×31.5	ECR2WLK470M□□160031	
		5.6	1.9	880	12.5×45	ECR2WLK470M□□125045	
	68	3.9	1.3	1130	18×31.5	ECR2WLK680M□□180031	
		3.9	1.3	1130	12.5×50	ECR2WLK680M□□125050	
	82	3.2	1.1	1160	18×36	ECR2WLK820M□□180036	
		3.2	1.1	1160	12.5×61	ECR2WLK820M□□125061	
	100	2.7	0.9	1360	18×40	ECR2WLK101M□□180040	
	120	2.2	0.75	1560	18×46	ECR2WLK121M□□180046	
	150	1.8	0.6	1880	22×41	ECR2WLK151M□□220041	

MINIATURE

Customer products are available on request.